



Pinar ES

Media Center Collection Development Plan 2023-24

Adrian Green

Adrian Green (Oct 3, 2023 14:15 EDT)

Adrian Green
Principal

Vida Sakalas

Vida Sakalas (Oct 3, 2023 14:30 EDT)

Vida Sakalas
Certified Educational Media Specialist

Table of Contents

Table of Contents	2
Executive Summary	3
District Strategic Plan 2025	3
School Collection Development Plan	3
School Assessment Analysis	4
Collection Analysis	5
Collection Analysis by Category	6
Notes	6
Representation Analysis	7
Results	7
Strategic Focus	8
Budget and Purchasing Plan	9
Annual Budget 2023-2024	9
Purchasing Plan 2023-2024	9
Year-to-Year Collection Change	10

Executive Summary

District Strategic Plan 2025

Orange County Public Schools is the eighth-largest school district in the United States and the fourth largest in Florida. The district serves more than 206,000 students at 202 schools and is one of the largest employers in Central Florida with more than 25,000 team members.

Vision: To ensure every student has a promising and successful future.

Mission: With the support of families and the community, we create enriching and diverse pathways to lead our students to success.

School Collection Development Plan

Pinar ES serves 361 students enrolled in grades Kindergarten through fifth. The student population's ethnicity is made of 76% Hispanic and 24% Non-Hispanic students. Additionally, we serve a diverse population made up of 78% White, 17% Black, 0% Native, 0% Asian, 1% Pacific, and 4% Multicultural students.

The administration includes Principal Adrian Green and Assistant Principal Licette Catania-Nieves. Pinar ES is proud to offer the many special programs which provide students with opportunities. These include a state of the art news crew program, a Sunshine State Young Readers program, and Cambridge primary school.

A thorough analysis of the current media center collection at Pinar ES indicates that the average age of the collection is 2014 and the number of books per student is 22. The [American Association for School Libraries](#) has established a criteria for highly effective media centers that includes a ratio of 15-20 books available per student in the collection.

At this time, Pinar ES does not meet the recommended standards for the number of books per student.

The analysis of the collection also revealed the following areas of strengths and concerns:

- According to the proficiency data report the student scores went down in all subjects except for Science.
- In addition to the physical media center collection, the district provides almost 5,000 eBooks, audiobooks and digital magazines.
- This collection is in need of more graphic novels, bilingual books, Spanish cultural books, and books that are at higher reading levels.
- The average age of the collection is from 2014 and 54% of the collection is newer than 5 years.
- Weeding of age sensitive areas, dated fiction books, and computer science books will have to be a priority.

School Assessment Analysis

The school analysis provides an overview of the school's assessment data for the previous two school years.

Proficiency Data							
Assessment	2021-22	Assessment	2022-23	Assessment	2021-22	Assessment	2022-23
		Star Early Literacy Proficiency	55%				
		Star Reading Proficiency	56%				
						Star Math Proficiency	58%
FSA ELA Grade 3	42%	FAST ELA Proficiency Grade 3	39%	FSA Math Grade 3	54%	FAST Math Proficiency Grade 3	43%
FSA ELA Grade 4	41%	FAST ELA Proficiency Grade 4	38%	FSA Math Grade 4	47%	FAST Math Proficiency Grade 4	42%
FSA ELA Grade 5	46%	FAST ELA Proficiency Grade 5	43%	FSA Math Grade 5	47%	FAST Math Proficiency Grade 5	47%
NGSSS Sci 5 EOC	50%	NGSSS Sci 5 EOC	60%				

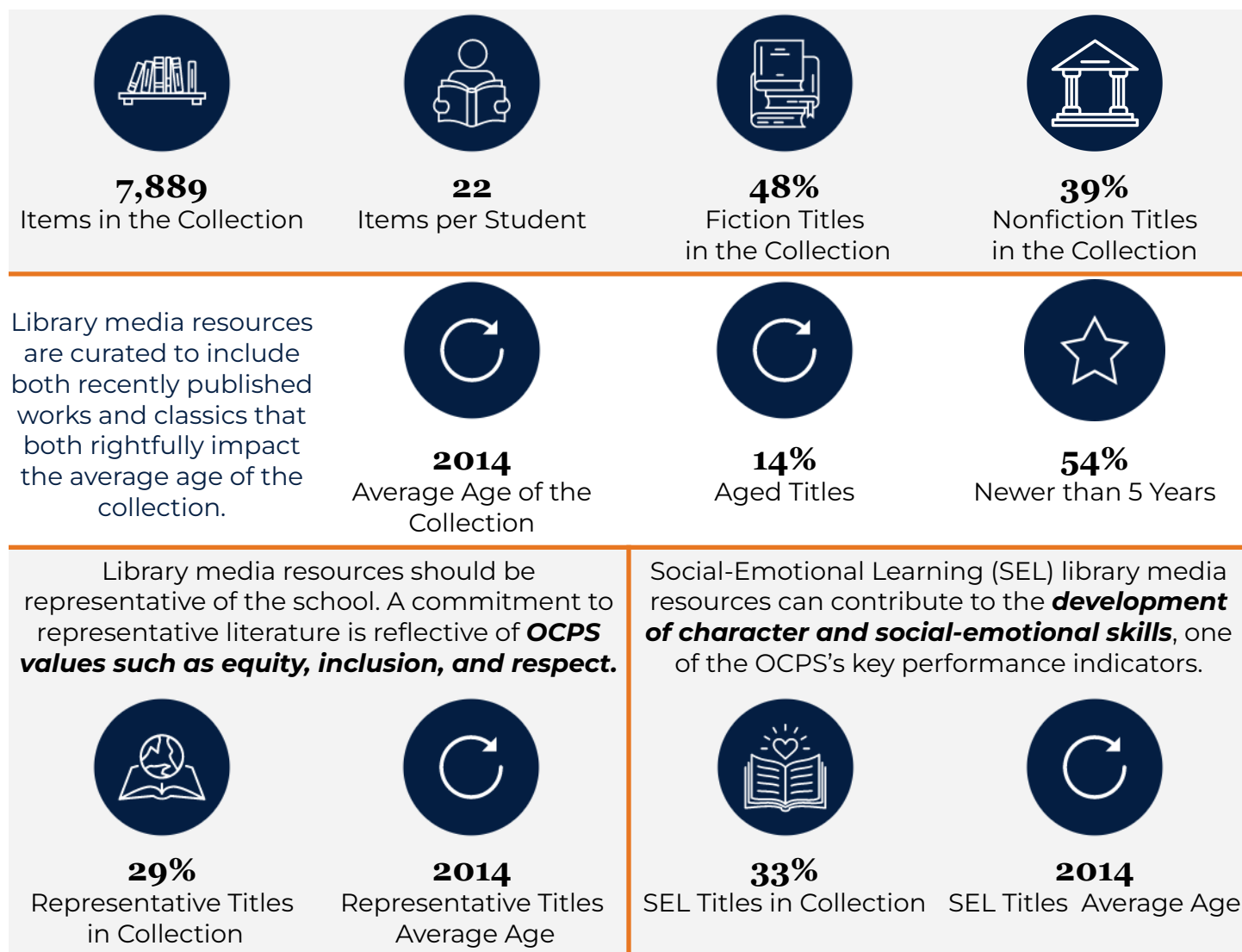
Comparison between 2021-22 and 2022-23 Testing Data

(adapted from <https://www.fldoe.org/accountability/assessments/k-12-student-assessment/results/2023.stml>)

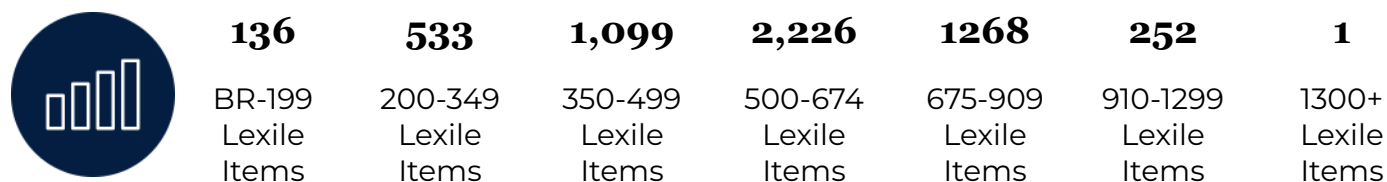
In 2023, the state transitioned from Florida Standards Assessments (FSA) to Florida Assessment of Student Thinking (FAST) for English Language Arts (ELA) and Mathematics. The 2022-23 for FAST and Benchmarks for Excellent Student Thinking (B.E.S.T.) End-of-Course (EOC) assessments are based on **provisional** achievement level cuts that are linked to each assessment's respective 2021-22 reporting scale. Comparisons should not be made between the 2023 data and previous years' data. The implementation of FAST K-2 in the 2022-23 school year was the first administration of statewide assessments for students in grades K-2. These assessments include Star Early Literacy Proficiency, Star Reading Proficiency, and Star Math Proficiency.

Collection Analysis

The collection is developed for and influenced by students, their interests, academic needs and alignment to the curriculum. The data below is a snapshot of the collection based on a Titlewise Analysis from July 2023. Purchasing or weeding after that time is not reflected in this data.



Library media resources are distributed across the ***Lexile reading level ranges*** noted below.



Collection Analysis by Category

The information collected in this section provides a detailed look at the current library collection by classification and genre. The information was gathered from Follett Destiny, the library management system, and Titlewave, the vendor's ordering and analysis tool.

Section	# of Titles	Average Age
Computer Science, Information & General Works	60	2018
Philosophy & Psychology	40	2019
Religion	25	2017
Social Sciences	588	2016
Language	141	2010
Science	727	2017
Technology	377	2017
Arts & Recreation	302	2017
Literature	124	2012
History & Geography	422	2018
Biography	340	2018
Easy	1851	2011
General Fiction	1932	2013
Graphic Novels	412	2016

Notes

- According to the chart above, the Easy and General fiction books are the largest collection of books in the media center.
- The science books are the 2nd largest collection of books in the media center.
- The oldest books in the collection are the language books.
- The average age of the computer science books in the media center is 5 years and will have to be updated soon.
- 54% of the books are aged 2018 or newer.

Representation Analysis

Enrollment & Demographic Data					
361 2023-24 Student Enrollment as of September 7, 2023	Subgroups		Federal Ethnicity		
	31% ELL	14% ESE	76% Hispanic	24% Non-Hispanic	
Federal Race Category					
78% White	17% Black	0% Native	0% Asian	1% Pacific	4% Multicultural

To deepen focus on strategic collection development, specific sections of the collection were analyzed in detail to determine whether the media center collection reflects and represents various points of view and experiences. The goal is to provide a balanced collection that can be both a mirror, to reflect a reader's experience, and a window, so readers can experience different viewpoints.

Results

Based on the available school data of Pinar ES in comparison to Collection Analysis results, it was found that:

Student Representation	% of Students	Total # of Titles	Total % of Titles	Avg. Age of Titles
Hispanic	76%	195	2%	2017
Black	17%	392	5%	2016
Pacific	1%	88	1%	2016

- Based on the information in the chart, the media center’s collection only has 2% of Hispanic books and 5% of African American books. The media center needs more books featuring LatinX and African American characters.

Strategic Focus

This page lists the priorities for selection and weeding for each school year and includes the action, updates, and outcomes. This is subject to change due to funding and time constraints.

School Year	Strategic Focus
2023-2024	Selection Priorities <ul style="list-style-type: none">• Priority 1 Update fiction section with books at a higher Lexile level than 570• Priority 2 Add more Lantinx and African American titles to the collection.• Priority 3 Add more bilingual books to the collection
	Weeding Priorities <ul style="list-style-type: none">• Priority 1 Multiple copies of Sunshine State Books.• Priority 2 Review current relevance of computer science books.• Priority 3 Weeding will focus on outdated content.
2024-2025	Selection Priorities <ul style="list-style-type: none">• Priority 1 Continue to add popular titles recommended by stakeholders• Priority 2 Purchase of Sunshine State books 2023-2024• Priority 3 Purchase of new books focused on Latin/Hispanic students and African American students.
	Weeding Priorities <ul style="list-style-type: none">• Priority 1 Weeding will focus on outdated content.• Priority 2 Weeding will focus on the Fiction section.• Priority 3 Weeding will focus on damaged books.

Budget and Purchasing Plan

This page outlines the current budget available and specifically lists the priorities for this school year (2023-2024).

Annual Budget 2023-2024

State Funds	
Source	Amount
State (1001111000)	\$8,338.85
Internal Accounts	
Source	Amount
Book Fair Profits	1227.44
Scholastic Bucks	
Library Fines	
Grants or Donations	
TOTAL	9,566.29

Purchasing Plan 2023-2024





Approximate Purchasing Plan	
Purpose	Amount
Update general fiction section	200
Graphic novels	300
Bilingual books	300
Spanish/African American Cultural books	300
Sunshine State titles	1200.00
TOTAL	2,300.00

Year-to-Year Collection Change

The information below represents the year-to-year change within the library media center collection from the 2022-23 to 2023-24 school year. The 2022-23 data is based on a collection analysis from June 2022, while the 2023-24 is based on a collection analysis from July 2023.

Data Reflection

- The collection of books at the media center has decreased from last year.

2022-23 Purchased and Weeded Materials		
Materials Added to the Collection	128	Materials Weeded from the Collection
		157
Category	2022-23	2023-24
 Items in the Collection	7938	7,889
 Items per Student	22	22
 Average Age of Collection	2014	2014
 Representative Titles in the Collection	31%	29%